



ArcGIS Apps, better together

A how-to session

Ismael Chivite
Senior Product Manager, Esri
ichivite@esri.com

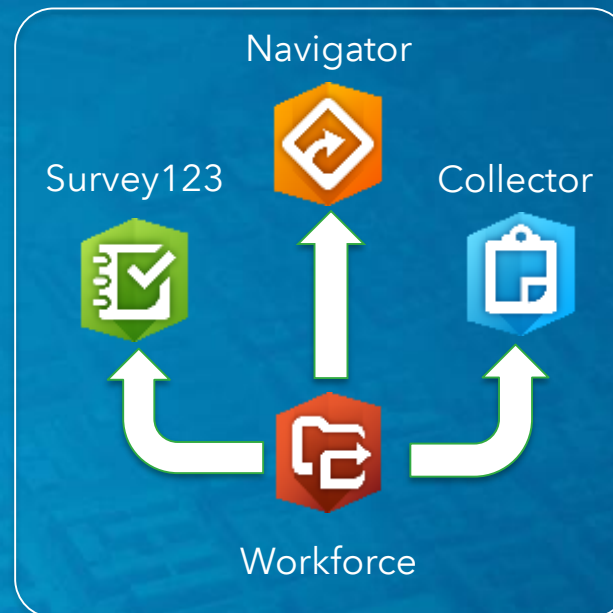
IMAGIN 2019, Grand Rapids, Michigan.

Pairing ArcGIS Field Apps


Collect and Monitor



Workforce Launchpad




Maps + Forms



Third Party Integrations



Prepare - Field



Exercise 1: Workforce, Navigator and Survey123

- **Use Workforce as a live 'to-do' list:**
 - What do I need to do?
 - Where?
 - What is the priority?
- **Launch Navigator from Workforce to get to the assignment**
- **Launch Survey123 to complete a form**
- **Close the assignment from Workforce**
- **Resources:**
 - [Workforce out of the box integrations](#)

Workforce Launchpad



Exercise 1b: Custom assignment fields in Workforce

- Add a custom field to the assignments feature layer
- Leverage this extra attribute of the assignment from Survey123 or Collector

- Resources:
 - [ArcGIS Online assistant](#)


Exercise 2: Create a Workforce assignment from Survey123

- **Configure Survey123 to help field users create assignments in Workforce**
- **Use same technique to create assignments:**
 - From custom web app builder applications
 - Python
 - ArcGIS Pro...

- **Resources:**

- [Custom Python scripts for Workforce](#)
- [Creating Survey123 surveys from existing feature services](#)

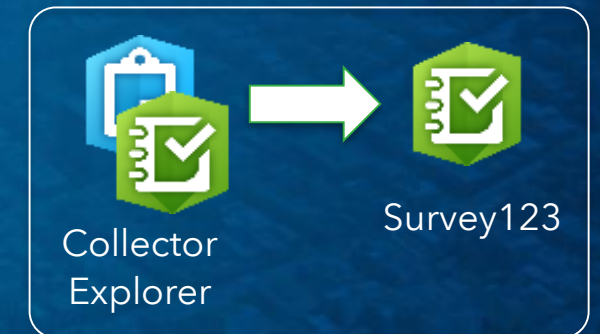
Maps + Forms



Exercise 3: Explorer, Collector and Survey123

- **Configure a feature popup to launch Survey123 from Explorer or Collector**
- **Resources:**
 - [Custom Survey123 URL Scheme Introduction](#)
 - [A handy tool to create Survey123 links](#)

Maps + Forms





esri

THE
SCIENCE
OF
WHERE